

From: Ailevon Pacific apinfo@ailevonpacific.com
Subject: Ailevon Pacific August 22nd COVID-19 Update & Capacity Report
Date: August 22, 2020 at 8:08 PM
To: carrie.kelly@ailevonpacific.com



COVID-19 and Impacted Air Service

Updated August 22, 2020

Dear Carrie,

The next **Virtual Roundtable** will be August 28th. We will be providing an industry update and will have guest speakers, [Mark Weithofer](#), Director Domestic Network Planning at United Airlines, [Mary Elizabeth Mosby](#), Sr Business Development Manager at Expedia Media Solutions and [Laura Allen](#), Sr Business Development Manager at Expedia Media Solutions. To RSVP please click [here](#).

TSA travelers have set some post pandemic records this week. TSA travelers have only topped 30% of last year on 5 dates since the pandemic began (excluding the 4th of July holiday). 4 of those 5 dates happened this past week! We also hit our post pandemic record high number of TSA travelers on the 16th of August with 862,949 passengers traveling nationwide. This is only the second time post pandemic that travelers have topped 800,000 on a single day.

From a schedule change perspective, some big moves were made in September and October. As expected, Hawaii delayed their quarantine lift until October 1st resulting in Hawaiian reducing their September capacity by 41% week over week. They now sit at 41% of last year's seats for September, which is the second lowest of the US carriers (JetBlue is at 39% of last year's seats). Total Domestic US seats are at 53% of last year.

Both Delta and Southwest loaded their first passes at October cuts with Delta cutting 39% week over week and Southwest cutting 35% week over week. They are now at 61% and 54% of last year's seats respectively for October. Both carriers' cuts are largely an extension of what we've seen in September with only a handful of routes losing service month over month. In October, Delta has reinstated more than 30 routes month over month concentrated in BOS, NYC, SEA and Florida. Southwest has reinstated Hawaii and BUFLAS.

Below are the latest **Capacity Reports**. **The option to view data and filter by Metro has been added.**

[North America Capacity Report](#)
[Latin America Capacity Report](#)
[Asia/Pacific Capacity Report](#)



COVID-19 VIRTUAL ROUNDTABLE

Friday, August 28
2pm–4pm ET



TSA Update

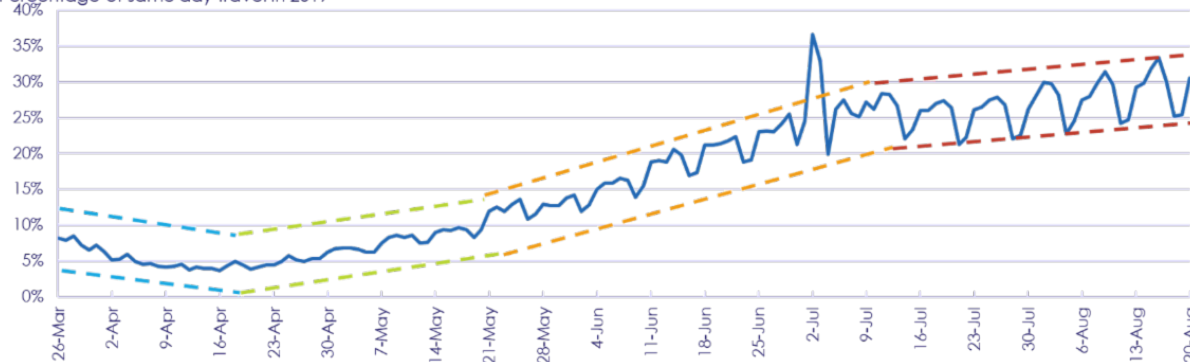
DAILY TSA CHECKPOINT TRAVELER NUMBERS, APRIL THROUGH AUGUST 2020



Source: Transportation Security Administration; Ailevon Pacific Aviation Consulting analysis

DAILY TSA CHECKPOINT TRAVELER NUMBERS, MARCH THROUGH AUGUST 2020

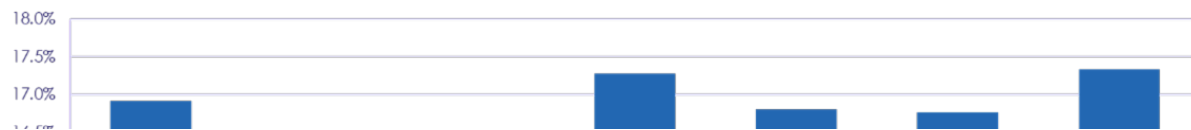
Percentage of same day travel in 2019

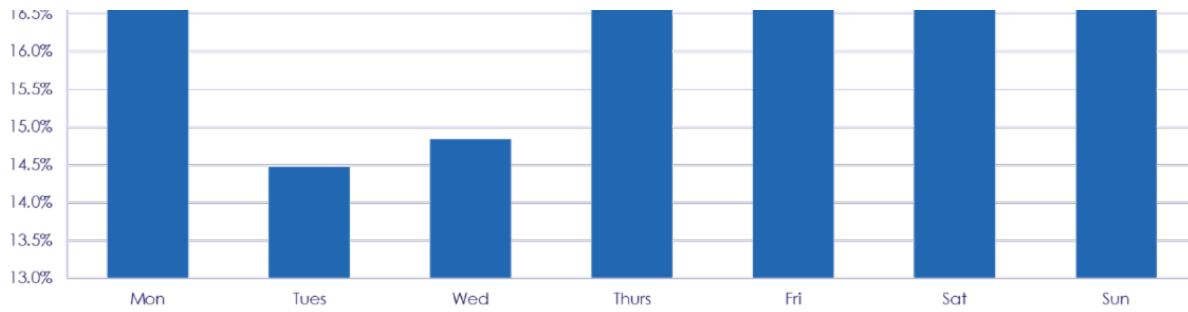


Source: Transportation Security Administration; Ailevon Pacific Aviation Consulting analysis

DAILY TSA CHECKPOINT TRAVELER NUMBERS BY DAY OF WEEK, APRIL THROUGH AUGUST 2020

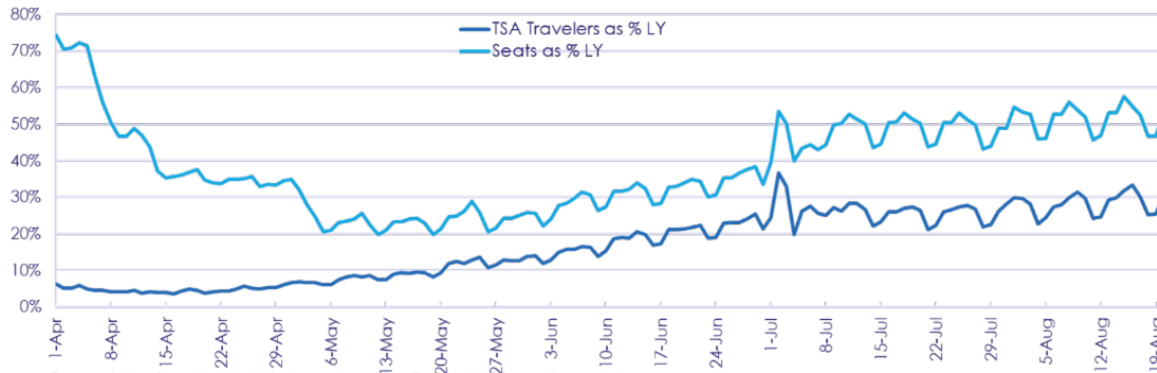
Percentage of 2019 day of week demand





Source: Transportation Security Administration; Ailevon Pacific Aviation Consulting analysis

DAILY TSA CHECKPOINT TRAVELER NUMBERS AND US ORIGIN SEATS, APRIL 2020 - AUGUST 2020



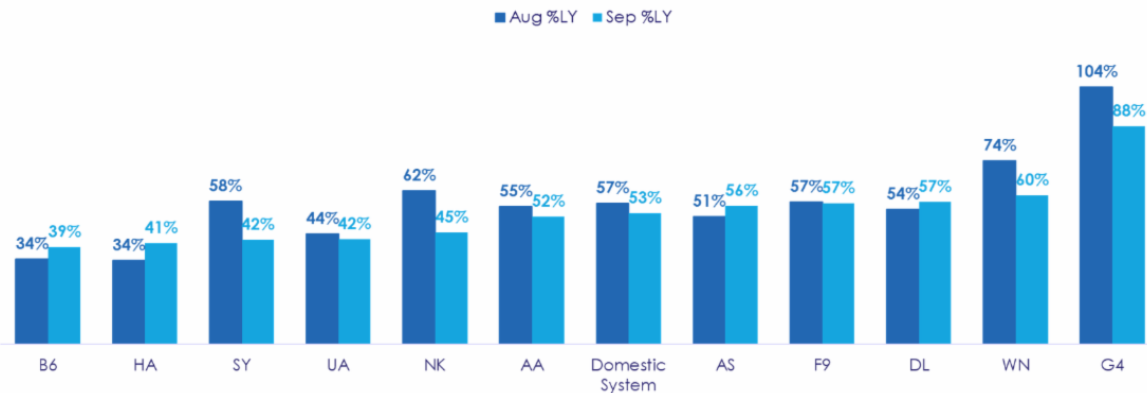
Source: Transportation Security Administration; Ailevon Pacific Aviation Consulting analysis

Capacity Update

With Hawaiian cutting more seats in September, total domestic capacity is now at 53% of last year

AUGUST AND SEPTEMBER 2020 DOMESTIC US CAPACITY BY CARRIER

Monthly seats as a percentage of last year




Note: Does not account for blocked middle seats
Source: Schedules via Diio Mi
Ailevon Pacific Aviation Consulting analysis



Delta cut October capacity by 39% week over week with large cuts in both ATL and NYC

DELTA OCTOBER 2020 WEEK OVER WEEK CAPACITY CHANGES BY HUB

Number of daily seats vs. last week (bars, left) and percentage change from last week (diamonds, right)

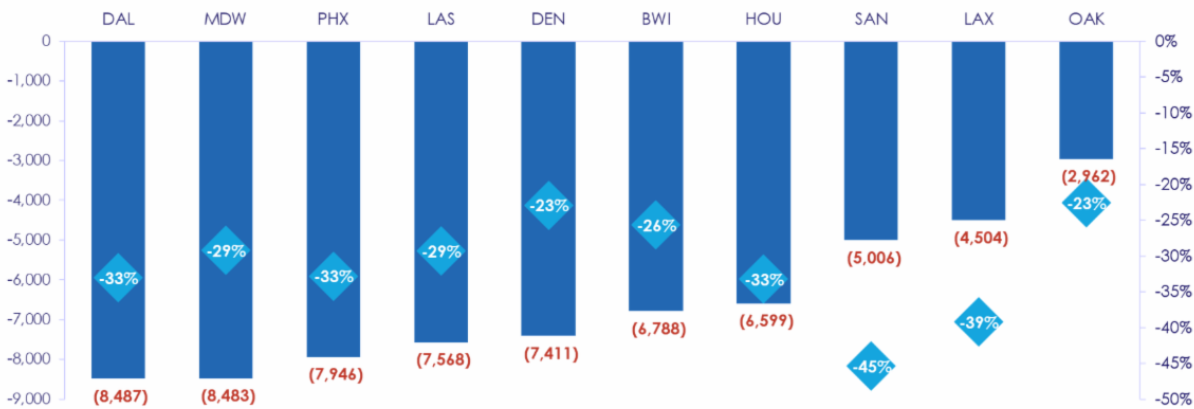


Note: Does not account for blocked middle seats
 Source: Schedules via Dito MI
 Ailevon Pacific Aviation Consulting analysis



Southwest cut October capacity by 35% week over week with large cuts in most of the top markets

SOUTHWEST OCTOBER 2020 WEEK OVER WEEK CAPACITY CHANGES BY TOP MARKET
 Number of daily seats vs. last week (bars, left) and percentage change from last week (diamonds, right)

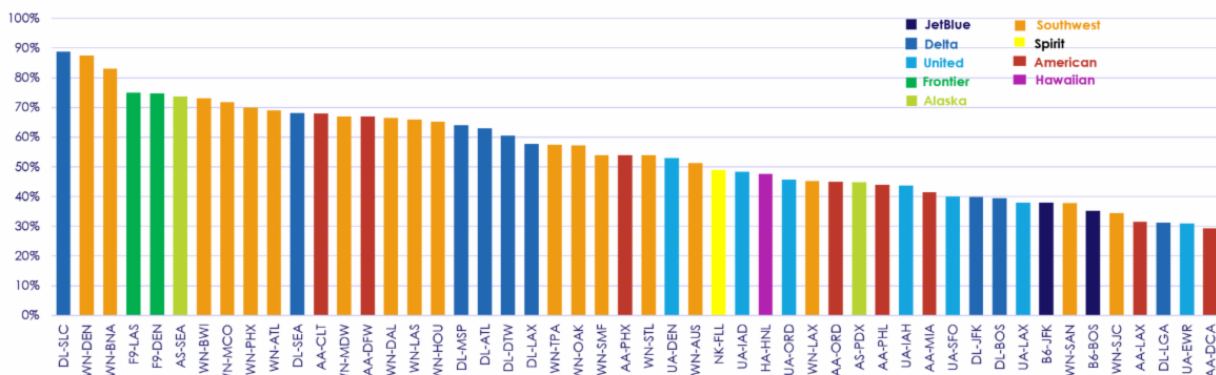


Note: Does not account for blocked middle seats
 Source: Schedules via Dito MI
 Ailevon Pacific Aviation Consulting analysis



Temperature Check

TEMPERATURE CHECK: US AIRLINE MARKET CAPACITY, SEPTEMBER 2020
 Percent, September 2020 vs. September 2019 US domestic seat capacity in top 50 airline markets*

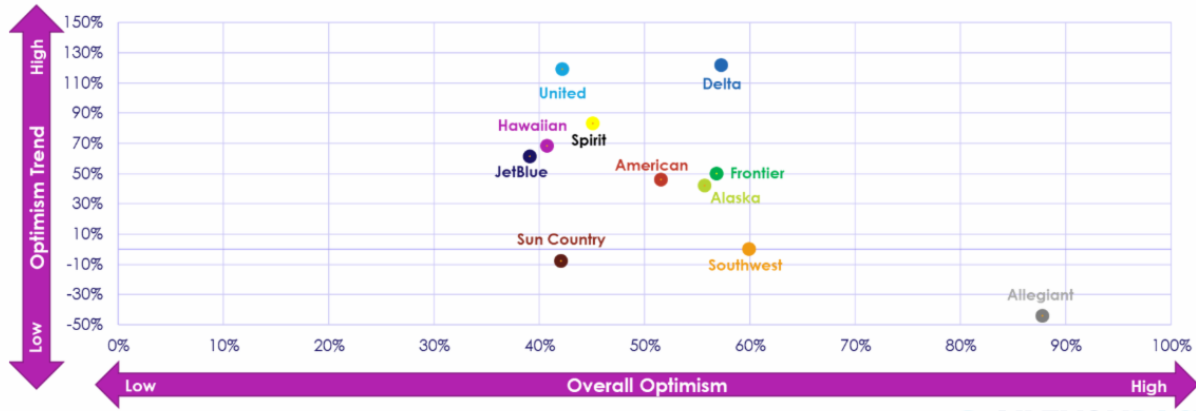


*Defined as total capacity operated by a single marketing airline at a single airport
 Source: Schedules via Diiio MI; Ailevon Pacific Aviation Consulting analysis

Most airlines did not change September capacity week over week except Hawaiian

US CAPACITY & OPTIMISM INDEX

September 2020 percent of 2019 capacity (x-axis), September vs June 2020 capacity (y-axis)



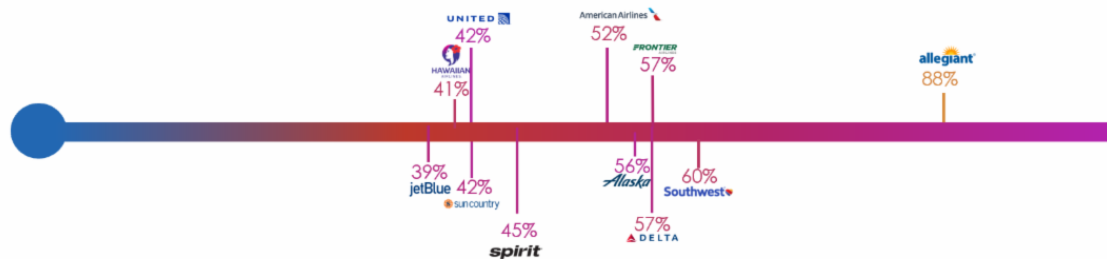
Source: Schedules via Diiio MI; Ailevon Pacific Aviation Consulting analysis



Hawaiian reduced domestic capacity 41% WoW due to the quarantine being extended through September 30th

TEMPERATURE CHECK: U.S. AIRLINE OPTIMISM FOR SEPTEMBER 2020

Percent; September 2020 vs September 2019 U.S. domestic seat capacity



Note that Delta, Hawaiian, JetBlue & Southwest are blocking middle seats in September. This is not reflected in the above data.
 Source: DiiioMI schedules as of August 21st, 2020; Ailevon Pacific Aviation Consulting analysis



[Click Here For All Previous Airline Capacity Changes](#)

Where can I learn more?

Going forward, the **most recent** articles will be listed below. You can find all the previous links here: <https://airportroundtable.com/news/>

Airlines

- [American Airlines makes good on threat to ax cities, cuts 15 in 'first step' August 20, 2020](#)

2020

- [Delta Extends & Scales Back Seat Blocking Policy August 20, 2020](#)
- [Delta Air Lines plans to resume more flights on international routes August 22, 2020](#)
- [Southwest Airlines cuts flight schedules through October, says travel recovery remains 'inconsistent' August 20, 2020](#)
- [Southwest Airlines signals US passenger traffic market is weakening August 21, 2020](#)
- [Start-up Breeze Airways drops bid for Compass Airlines' operating certificate, still plans 2021 launch August 19, 2020](#)
- [Recovery Tracker: Japan Airlines, easyJet, Austrian Airlines and more August 21, 2020](#)

Government

- [Forget about a Hawaii vacation until at least October as COVID-19 spike delays tourism reopening August 18, 2020](#)
 - [What are the state quarantines really like? August 20, 2020](#)
 - [Costa Rica Reopening To Some Americans In September August 20, 2020](#)
1. Connecticut
 2. Maine
 3. New Hampshire
 4. New Jersey
 5. New York
 6. Vermont

Other

- [Chattanooga's slight rebound shows life for US regional airports August 18, 2020](#)
- [U.S. Airports Grapple With Reversal of Fortunes as Long Bumpy Ride Awaits August 19, 2020](#)

Follow us on Social Media

Twitter: [@AilevonPacific](#)

Facebook: [@AilevonPacific](#)

LinkedIn: [ailevon-llc](#)

COVID-19 Ailevon Pacific Website

Ailevon, LLC | 1382 Marion Walk SE, Atlanta, GA 30315

[Unsubscribe carrie.kelly@ailevonpacific.com](#)

[Update Profile](#) | [About our service provider](#)

Sent by [apinfo@ailevonpacific.com](#) powered by



Try email marketing for free today!